



**NO
SPECIALIZED
EQUIPMENT**



**PROTEIN SYRUP
HANDLING GUIDE**

**PROTEIN
BUILT**
for your
**BEVERAGE
MENU.**



RICH'S

**BEVERAGE
SOLUTIONS™**

**PROTEIN
SYRUP**

Concentrated Protein
Supplement

1 PUMP =
15g
PROTEIN

PUMP, STIR, AND SERVE. *That's it!*



Very firmly push the flat end of the provided straw into the hole at the bottom of the pump until resistance is met. Press firmly again to ensure insertion.

If not properly assembled, the pump will be too long to screw down.



Insert new pump into bottle. Twist only the larger, bottom screw cap onto the bottle. Do not loosen or unscrew the smaller top cap, as the pump will disassemble.



Press down and twist to release pump and extend neck.



Press down to dispense 1 serving of Protein Syrup.

WE RECOMMEND USING A NEW PUMP WITH EVERY NEW BOTTLE.



STORE LIQUID PROTEIN SYRUP AT ROOM TEMPERATURE (65-75°F)



**BOOST THE DRINKS YOUR CUSTOMERS
ALREADY LOVE IN FORMATS OTHER PROTEINS**

Can't Dream of Achieving!

- ❌ NO MESSY, GRITTY POWDERS
- ❌ NO HIGH-PROTEIN MILK
- ❌ NO BLENDER. NO SCOOP. NO CLEANUP.



Your Favorite Drinks, NOW WITH PROTEIN.

HOT
Happy

COLD
Compatible

Hot, iced, blended or frozen, our guide has the tips you need for each application!

REFRESHER
Ready

FROZEN
Friendly

HOT DRINKS:



Pump into drink



Stir with spoon

COCKTAILS AND MOCKTAILS:



Pump into drink



Shake or stir with spoon

COLD DRINKS:

1



Add liquid

2



Pump Protein Syrup into beverage

3



Stir with spoon

4



Add ice only after Protein Syrup is dissolved

BLENDED OR FROZEN DRINKS:

1



Pump directly into the blender

2



Blend as normal

ONE PROTEIN SOLUTION, *Endless Applications.*




Blue Raspberry Energy Drink



Iced Coffee



Iced Tea



Strawberry Refresher




Matcha Frappuccino



Orange Pineapple Juice



Strawberry Banana Smoothie



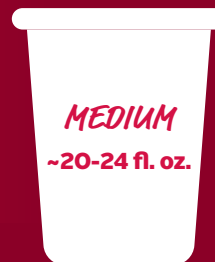
Ube Bubble Tea

Every Pump is an Upcharge Opportunity!



1 PUMP

15g PROTEIN



UP TO 2 PUMPS

30g PROTEIN



UP TO 3 PUMPS

45g PROTEIN

PORTIONING GUIDELINES

PROTEIN Built to Flex



Pump Rich's Protein Syrup into hot coffee, iced refreshers, smoothies and more. Deliver 15g of protein with a single 1 fl oz pump, instantly transforming beverages into protein-powered refreshments. Unlock new protein and snacking occasions with labor-saving ease.

PRODUCT CODE	PRODUCT DESCRIPTION	CASE/ SIZE (FL OZ)	SHELF LIFE UNOPENED/ OPENED (DAYS AMBIENT)
26557	Rich's Protein Syrup	4/32.9	365/30

Collagen + Amino Acids = A Good Source of Protein!



INFINITE POSSIBILITIES.
ONE FAMILY.

Contact your Rich's rep today to learn more.

© 2026 Rich Products Corporation